



**SCOOTERS 2022**

# Find your freedom

Practical, stylish, affordable and empowering lives in any environment. Honda Scooters are innovative machines designed to suit you, your lifestyle and your budget.



## CONTENTS

FORZA 750	04
FORZA 350 <b>UPDATED</b>	06
FORZA 125 <b>UPDATED</b>	08
X-ADV <b>UPDATED</b>	10
ADV 350 <b>NEW</b>	12
SH350i <b>UPDATED</b>	14
SH125i / SH150i <b>UPDATED</b>	16
SUPERCUB <b>NEW</b>	18
PCX 125	20
SH MODE 125	22
VISION 110	24
SPECIFICATIONS	28
HONDA TECHNOLOGY	32





# FORZA 750



## ENGINE

**745 cc** twyn-cylinder

## TRANSMISSION

**DCT** Dual Clutch Transmission

## TECHNOLOGY

**Honda Smartphone Voice Control system\***

## Key Features

- 4 RIDING MODES
- 3-LEVEL HONDA SLECTABLE TORQUE CONTROL (HSTC)
- 69NM PEAK TORQUE
- 41MM CARTRIDGE-STYLE UP SIDE DOWN (USD) FORKS
- DUAL, RADIAL-MOUNT FOUR-PISTON BRAKE CALIPES
- 22L UNDERSEAT STORAGE
- SMART KEY OPERATION
- 35KW A2 LICENCE OPTION

Find out more at [insert local URL](#)

\*Honda Smartphone Voice Control system is compatible with Android™ smartphones only.



## Bold Move

Wherever you need to be, in or out of the city, the Forza 750 combines a smart, tight form with true GT-luxe comfort and practicality. The sharp lines of its front fairing and screen ensure a cocoon of still air, the seat envelops and supports beautifully but, even with 22L of hidden storage, the tail unit is tightly wrapped. There's room for a full-face helmet, and a built-in USB Type-C socket for charging your device.

The Honda Smartphone Voice Control system\* links to your device for easy management of navigation, calls, messages and music and is displayed clearly on the right side of the TFT screen. Everything is operated easily and safely, via voice or the left handlebar switch. A Smart Key operates the keyless ignition system, steering lock, fuel cap and seat, along with the optional Smart Top Box accessory. All lighting is super-efficient LED for a distinct road presence giving high visibility to other road users.

Under the Forza 750's gorgeous skin there's some serious hardware. The 745cc, 8-valve parallel twin-cylinder engine makes 43.1kW peak power, with an impressive 69Nm of torque; a 35kW A2 licence conversion is also available. Three default riding modes, STANDARD, SPORT and RAIN balance engine power, engine braking and Dual Clutch Transmission (DCT) shifting schedule. An additional USER mode custom builds between all of the parameters. A tubular steel diamond frame provides rugged strength and adjustable, 41mm cartridge-style Up Side Down (USD) forks provide superlative suspension control. A 17-inch cast aluminium front wheel is matched to a 15-inch rear for stability and dual, radial-mount four-piston front brake calipers bite 315mm discs.

We've made it easy to set up the Forza 750 as the ultimate riding companion with tailored TRAVEL, URBAN and STYLE accessory packs ready to go.



**FORZA 350**



Action photo shows 21YM



MAX POWER OUTPUT

**21.5** kW

TECHNOLOGY

**Honda Smartphone  
Voice Control system\***

UNDERSEAT STORAGE

**2** Full-face helmets

## Key Features

- SMART KEY OPERATION
- USB TYPE-C CHARGING SOCKET
- ANALOGUE AND DIGITAL DASH
- 33MM TELESCOPIC FORKS
- ONE-PIECE ALUMINIUM SWIGARM
- LED HEADLIGHT
- DISC BRAKES AND ABS

Find out more at [insert local URL](#)

\*Honda Smartphone Voice Control system is compatible with Android™ smartphones only.



## Moving Forward.

The Forza 350 sets the bar high – a fast-moving sculpture of aerodynamic efficiency and style. Its eSP+ SOHC liquid-cooled engine delivers 21.5kW, for fast acceleration to keep ahead of downtown traffic and speed out on the highway. But, even with such excellent performance, the EURO5-compliant engine maintains the Forza reputation for fuel efficiency – it'll go as far as 350km on a full tank. It's also equipped with Honda Selectable Torque Control (HSTC), which constantly monitors rear-wheel grip, and manages engine torque accordingly.

The smartly designed front fairing and air scoop combine neatly to manage air-flow and reduce rider back pressure at speed. The electrically-operated (and re-shaped) windscreen adjusts easily, through a 180mm range. There's also the excellent, secure storage capacity that's essential for city life – enough space for up to two full-face helmets – and a handy USB Type-C socket in the glove-box to charge up a mobile device.

An attractive instrument panel combines a stylish analogue speedometer and rev-counter, plus digital information, and displays all information clearly at a glance, night or day. There's also the option to link to many of your device's features via the Honda Smartphone Voice Control system\*. Additionally, seamless Smart Key operation ensures total ease, and can operate the optional Smart Top Box. The bright LED headlight, taillight and indicators are designed as an integral part of the Forza 350's sculpted look. But this is not just about style; they ensure a big presence on the road at night, improving visibility.



FORZA



Action photo shows 21YM



ENGINE

**eSP+** Enhanced Smart Power

TECHNOLOGY

**Smart Key**

UNDERSEAT STORAGE

**2** Full-face helmets

## Key Features

- HONDA SELECTABLE TORQUE CONTROL
- IDLING STOP TECHNOLOGY
- ADJUSTABLE ELECTRIC SCREEN
- USB TYPE-C CHARGING SOCKET
- DIGITAL AND ANALOGUE DASH
- 33MM TELESCOPIC FORKS
- 2 CHANNEL ABS SYSTEM TYPE

Find out more at [insert local URL](#)



## Make more of life

We introduced the Forza 125 in 2015 and it's been a class leader ever since, thanks to compact dimensions and strong engine performance. This is a scooter styled to slip through the city with ease, with premium technology that boosts riding confidence and day-to-day convenience. Beautifully sleek, the front fairing and sides slice through air efficiently, with aero-dynamics that reduce rider back pressure at speed. The electric screen operates through 180mm for greater wind protection and less wind noise when raised or, when lowered, increased freedom around town. In the glovebox, you'll find a USB Type-C socket to keep a mobile device charged.

The liquid-cooled, 4V enhanced Smart Power (eSP+) engine is EURO5 compliant and equipped with Honda Selectable Torque Control (HSTC) to monitor and maintain rear tyre traction. Idling Stop technology increases fuel efficiency (a 298-mile tank range is possible) and reduces emissions, by cutting the engine after 3 seconds at standstill, and silently starting it again with a twist of throttle.

Smart Key operation is easy – put it in a pocket, and keep it there. It'll start the engine and open the seat, locking it when left, and also operates the optional Smart Top Box. There's room for two helmets under the seat and an attractive dash; two symmetrical dials present analogue speedometer on the left and rev-counter on the right flank a digital screen. Full LED lighting ensures distinct presence and visibility that gets you noticed.





ENGINE

**745** cc twyn-cylinder

MAX POWER OUTPUT

**43.1** kW

MAX TORQUE

**69** Nm

## Key Features

- 4 DEFAULT RIDING MODES AND USER CUSTOMISATION
- 3-LEVEL HONDA SELECTABLE TORQUE CONTROL (HSTC)
- SIX-SPEED DUAL CLUTCH TRANSMISSION (DCT)
- 41MM CARTRIDGE-STYLE UP SIDE DOWN (USD) FORKS
- DUAL, RADIAL-MOUNT FOUR-PISTON BRAKE CALIPERS
- LED HEADLIGHTS WITH DRL TECHNOLOGY
- SMART KEY OPERATION
- 35KW A2 LICENCE OPTION

Find out more at [insert local URL](#)

\*Honda Smartphone Voice Control system is compatible with Android™ smartphones only.



## Infinite adventure around every corner

Combining the capabilities and performance of an adventure motorcycle, with the comfort, convenience and commuting ability of a large-capacity scooter, the X-ADV is a two-wheeled SUV that defies convention. And as a premium urban explorer, capable of going from city block, to off-road trail in a heart-beat, it turns the daily commute, and every single ride, into a unique experience.

The lightweight frame design and contoured seat make ground reach easy, while tough bodywork defines a rugged style the X-ADV has made its own. It also hides ample storage space and a USB Type-C socket. Sharp, dual front headlights feature highly-visible Daytime Running Light (DRL) technology, while the full-colour TFT screen offers intuitive control. You can also link to many smartphone functions, such as navigation, calls, messages and music, via the Honda Smartphone Voice Control system\*.

There's a punchy 69Nm torque on tap from the 745cc parallel twin-cylinder engine, with an easy A2 licence conversion. Throttle By Wire (TBW) control and four riding modes (STANDARD, RAIN, SPORT and GRAVEL) optimise performance to suit conditions and terrain. With the USER mode you can customise Engine Power, DCT (Dual Clutch Transmission) shifting schedule, HSTC (Honda Selectable Torque Control) and ABS level.

We've made it easy to prepare the X-ADV for whatever you have in store, with tailored accessory packs: ADVENTURE, TRAVEL and STYLE good to go.



ADV350



MAX POWER

**21.5 kW**

MAX TORQUE

**31.5 Nm**

TECHNOLOGY

**Honda Smartphone  
Voice Control system\***

## Key Features

- 125MM FRONT AND 130MM REAR SUSPENSION TRAVEL
- 145MM GROUND CLEARANCE
- ADJUSTABLE SCREEN
- UNDERSEAT STORAGE FOR 2 FULL-FACE HELMETS
- GLOVEBOX WITH USB TYPE-C SOCKET
- 2-LEVEL HONDA SELECTABLE TORQUE CONTROL (HSTC)
- NEGATIVE LCD DISPLAY
- SMART KEY OPERATION

Find out more at [insert local URL](#)

\*Honda Smartphone Voice Control system is compatible with Android™ smartphones only.



## Adventure spirit, urban style

Take the very best scooter technology we have. Add a large dash of adventure DNA from our ground-breaking X-ADV and you arrive somewhere new – the ADV350. Weighing just 186kg, with a contoured seat set 795mm high for easy ground reach, it's built with fresh styling and accompanied by all the sophistication needed to make urban travel effortless. For dealing with less than perfect surfaces, it has the supple control of high-quality, long-travel motorcycle-style Upside Down forks (USD) and twin, remote reservoir rear shock absorbers with triple-rate springs. There's also extra ground clearance, while block-pattern tyres cover light off-road riding and unpaved tracks easily.

But we haven't forgotten comfort and practicality. There's enough underseat storage for two full-face helmets, plus a glovebox with USB Type-C socket. Ready to go? Put the Smart Key in your pocket, and ride. It arms the ignition system, opens the seat and also operates the (optional) Smart Top Box. For versatility and comfort the screen adjusts in 4 stages, height and angle, through 133mm. And keep in touch while you ride; the negative LCD dash features the Honda Smartphone Voice Control system\* (HSVCs) which links to your device for making calls or listening to music

The 330cc, enhanced Smart Power+ (eSP+) engine delivers traffic-beating acceleration and plenty of power for longer-range highway commutes. Because riding conditions can change quickly, 2-level Honda Selectable Torque Control (HSTC) manages rear wheel traction, for the confidence to ride on. Fuel economy of 30km/l (WMTC mode), plus an 11.7L fuel tank delivers a potential range of 340km.



**SH**  
350i



#### ENGINE

**350 eSP+** Enhanced Smart Power

#### UNDERSEAT STORAGE

**1** Full-face helmet

#### TECHNOLOGY

**Honda Selectable  
Torque Control**

## Key Features

- 21.6kW PEAK POWER
- SMART KEY OPERATION
- USB TYPE-C CHARGING SOCKET
- LCD DASH
- FULL LED LIGHTING
- 16-INCH FRONT AND REAR WHEELS
- DISC BRAKES AND ABS
- 35MM TELESCOPIC FRONT FORKS

Find out more at [insert local URL](#)



## 350 performance timeless style

The SH350i defines our ultimate SH. Sleek, slim bodywork wraps the tubular steel frame beneath and supports the easy-to-use, practical flat floor that sets all SH scooters apart. The riding position is comfortable, upright and relaxed and suitable for a variety of rider heights. 16-inch front and rear wheels roll smoothly over rough tarmac, and provide stability at higher speeds. Supple suspension – 35mm telescopic front forks and dual rear shocks – is matched to ABS-controlled disc braking front and rear.

Its strong, eSP+ SOHC 4V, liquid-cooled engine helps you get around town and go faster and further out on the open highway. Peak output is 21.6kW in total with top speed of 134km/h, and 0-200m covered in just 10.2s. Honda Selectable Torque Control (HSTC) monitors and manages rear tyre grip, giving you extra confidence to ride in all conditions. And the SH350i engine has full EURO5 compliance.

Sophisticated design details are everywhere. Convenience is provided by the Smart Key, which can be stored in a pocket and operates the ignition and seat, as well as the optional Smart Top Box. There's room for a full-face helmet under the comfortable seat and there's a USB Type-C charging socket ready to plug straight into. All lighting, including indicators, is crisply efficient LED while the attractive LCD dash provides clearly displayed information.



SH



UNDERSEAT STORAGE

1 Full-face helmet

ENGINE

eSP+ Enhanced Smart Power

TECHNOLOGY

LCD Screen

## Key Features

- LCD SCREEN
- SMART KEY
- ANTI-LOCK BRAKING SYSTEM
- EURO5
- IDLING STOP TECHNOLOGY
- V-MATIC TRANSMISSION
- USB TYPE-C CHARGING SOCKET
- HONDA SELECTABLE TORQUE CONTROL
- 16 INCH WHEELS

Find out more at [insert local URL](#)



## You always notice the top of the class

Living in the city, we know your life moves fast. You need to stay ahead. By instinct and design so do our beautiful SH125i and SH150i. Both stay out front thanks to smooth, sculpted bodywork wrapping powerful and fuel efficient, Idling Stop-equipped liquid-cooled eSP+ EURO5 compliant engines. And the peace of mind of Honda Selectable Torque Control (HSTC) to manage rear tyre grip in all conditions.

There's also plenty of storage, enough for a full-face helmet with room to spare. The rear shock absorbers and swingarm are designed to deliver a smooth ride, alongside the stability delivered by front and rear 16-inch wheels.

The SH signature flat floor offers real convenience day-to-day, as does the integrated USB charging socket. Full LED lighting and a super-sharp LCD dash are premium touches. And for simply-go ease the Smart Key operates the ignition, seat, filler cap and steering lock from your pocket, in addition to the optional Smart Top Box. It's in our DNA to improve things. It's what we do. And we've engineered the SH125i and SH150i to be the very best they can be. Which, if we're honest, we think you'll notice.



*Super  
Cub*



#### TRANSMISSION

**4 Speed gearbox**  
and automatic centrifugal clutch

#### ENGINE

**Air-cooled SOHC 2-valve**

#### TECHNOLOGY

**Smart Key**

## Key Features

- 7.2 KW PEAK POWER
- PILLION SEAT AND FOOTPEGS STANDARD
- TELESCOPIC FORKS WITH NEW SPRINGS
- DUAL REAR SHOCKS WITH NEW SPRINGS
- FULL LED LIGHTING
- 17-INCH CAST ALUMINIUM WHEELS
- TUBELESS TYRES
- 220MM FRONT DISC BRAKE

Find out more at [insert local URL](#)



## A world of motion

Easy, simple, stylish. And the product of one engineer's dream; it was Soichiro Honda's burning desire to bring the joy of mobility to peoples' lives. His creation, the Super Cub, has stood the test of time and, over the last 60 years, over 100 million have been made. Its useful genius is why you'll find it on European streets today – the Super Cub C125 is a stylish, contemporary evolution of a revolutionary machine that's worked so hard for so many, for so long.

Super Cub appeal has never gone out of fashion. With the credibility of decades it has set the bar in terms of usability, economy and downright durability; oozing retro style, authentic to every nut and bolt – yet thoroughly modern in every detail – it's a scooter that's as useful as it ever was. Now, maybe even more so, with a brand-new, air-cooled engine giving more power and fuel economy plus updated, smooth-riding suspension.

Just as it's always been, the Super Cub C125 is built around the rider. An upright, straight-backed riding position gives excellent all-round visibility, the seat uses high-density urethane foam for comfort and the handlebars are rubber-mounted. An all-new, EURO5-compliant engine powers the Super Cub C125. Air-cooled, two-valve and SOHC, it is designed tough, easy-to-use and fuel efficient. There's peak power of 7.2kW and amazing fuel economy – with a range of well over 200km possible from the 3.7L fuel tank. In classic Cub tradition, the 4-speed gearbox is operated via an automatic centrifugal clutch, so no need for a clutch lever. The tubular steel frame, telescopic forks, twin rear shocks (both with uprated springs), cast aluminium, 17-inch wheels and tubeless tyres ensure dependable handling. Full LED lighting and Honda Smart Key are premium touches and, for flexibility, the Super Cub C125 comes with a pillion seat and footpegs ready mounted.





#### TECHNOLOGY

### Smart Key

#### UNDERSEAT STORAGE

**30.4 L**

#### FUEL CONSUMPTION

**2.1** l/100 km

## Key Features

- ENHANCED SMART POWER PLUS (ESP+) ENGINE
- IDLING STOP TECHNOLOGY
- LCD DISPLAY
- HONDA SELECTABLE TORQUE CONTROL
- FULL LED LIGHTING
- NEW DUPLEX STEEL FRAME
- LONGER TRAVEL REAR SHOCK ABSORBERS
- USB TYPE-C CHARGING SOCKET

Find out more at [insert local URL](#)



## The best view of the city

We should explain the philosophy behind the PCX 125 – and what's made it one of Europe's favourite scooters for over a decade. Personal Comfort with an 'X' level – PCX – is provided by the sit-in riding position, underseat storage for a full-face helmet and all-round high build quality. There's no waiting around for an expensive taxi, or delayed public transport. Just hit the start button and go.

This is a scooter designed to get you where you want to be in the city, and look good as it does. The PCX125's stunning style has always grabbed attention, but hidden away beneath the swooping bodywork are details that make life that much easier. The ignition and seat, as well as the optional Smart Top Box are operated by a Smart Key – just put the key in your pocket and ride. Total volume under the seat is 30.4L and there's also a USB Type-C socket in the glovebox, to keep your device topped up.

A powerful eSP+ SOHC engine delivers fast acceleration and a useful top speed. With an ACG generator, Idling Stop technology and EURO5 compliance, it's clean and fuel efficient, too. And, for extra riding confidence, Honda Selectable Torque Control (HSTC) monitors and manages rear tyre grip at all times. The duplex steel cradle frame is designed to deliver the durability needed for the rigours of urban life, without losing the in-town manoeuvrability the PCX125 has always been famous for. Long travel rear shock absorbers enhance comfort, while both wheels employ a stylish design that complements the bodywork.



**SH mode**



ENGINE  
**eSP+** Engine

MAX TORQUE  
**12.1** Nm

UNDERSEAT STORAGE  
**1** Full-face helmet

## Key Features

- SMART KEY OPERATION
- IDLING STOP TECHNOLOGY
- USB TYPE-C CHARGING SOCKET
- LCD DASH
- 18.5L STORAGE AREA
- ENHANCED SMART ARCHITECTURE FRAME (ESAF)
- 16-INCH FRONT AND REAR WHEELS
- DISC FRONT BRAKE

Find out more at [insert local URL](#)



## Rediscover the city

Based on the hugely popular SH125i, the compact size, smart bodywork and low running costs of the SH Mode 125 make it a perfect partner for busy urban life. And, because it's a member of our SH family, beautiful form also incorporates a great deal of practical functionality. A spacious flat floor features spacious leg room; with an 18.5L storage area there's room for a full-face helmet under the seat (and more) and a handy glovebox with USB Type-C socket in the fairing. The headlight is smart and efficient LED.

This is a scooter built for day-to-day convenience, so here's one less thing to think about during a busy day; keep the Smart Key in a pocket, and ride. It will also lock the seat when you walk away. For light, confident handling the eSAF steel frame, supple suspension and cast aluminium, 16-inch front and 14-inch rear wheels – with fuel-saving tyres – combine to smooth out rough city tarmac.

The SH Mode also features an easy to use eSP+ water-cooled engine. Just wind on the throttle, and go. This is an economical, EURO5 powerplant designed for everybody to enjoy with a flat, linear response that's smooth and efficient.





ENGINE

**eSP**

TECHNOLOGY

**Smart Key**

FUEL CONSUMPTION

**1.8** l/100 km

## Key Features

- 9NM PEAK TORQUE
- IDLING STOP TECHNOLOGY
- LCD DASH
- 17.7L UNDERSEAT STORAGE
- ENHANCED SMART ARCHITECTURE FRAME (ESAF)
- 16-INCH FRONT AND REAR WHEELS
- DISC FRONT BRAKE

Find out more at [insert local URL](#)

## Enjoy the city

We get it. Choosing a scooter on a budget can be a little confusing. So we've made it easy and engineered the Vision 110 to give you everything you need, and more. It wears a modern, stylish design that includes an LCD dash, and the compact dimensions that make riding and parking in a busy city stress-free. Under-seat storage holds a full-face helmet and other items, and it doesn't get much more convenient than this; put the new Smart Key in your pocket and keep it there – it will start the engine and also lock the seat automatically.

The efficient, air-cooled enhanced Smart Power (eSP) fuel-injected engine is built light and tough. It's very easy to use, with crisp response – perfect for the urban rider – with great fuel economy thanks to low-friction technologies and Idling Stop. Constructed from laser-welded pressed steel, the lightweight enhanced Smart Architecture Frame (eSAF) offers ride comfort and light handling, matched to the confident stability added by the large-diameter, 16-inch wheels.

While it may represent straightforward, simple transport, the Vision 110 is so much more when it comes to all-round performance. And it has the build quality and many of the features you'd expect to find on a premium Honda scooter, at a price point that's hard to ignore.



# Smart Key

## LET’S KEEP THINGS SIMPLE.

You’ve already enough to think about during a busy day. So here’s one less thing to think about.

All Honda scooters now feature Smart Key operation. Which couldn’t be easier; simply put the key in a pocket. Leave it there and you’re done. It allows the main ignition knob to turn, engine to run and seat to open. And, when you walk away, the scooter can’t be started and the seat automatically locks.

Also for extra convenience and, depending on model, the Smart Key unlocks a Smart Top Box (available as an optional accessory) when you’re with your scooter and locks it when not. So, when it comes to smoothing your urban hustle, our Smart Key is one small part – of many – that make a Honda scooter the perfect riding companion.



# eSP+ Engine



## IT PAYS TO RIDE SMART.

Enjoy strong performance – and save money at the fuel pump – with our next-generation, enhanced Smart Power Plus (eSP+) EURO5 specification four-stroke engines, now on all our 125 and 350cc scooters.

Low-friction technologies are designed into each eSP+ engine from the outset, with all the engineering quality and thought expected of Honda. Many details, like off-set cylinder, ‘spiny’ cast-iron sleeve, hydraulic cam-chain tensioner and piston oil-jets combine, to reduce internal drag and improve fuel economy. Integrated into each eSP+ engine, is a brushless Alternating Current Generator (ACG) that serves as a silent starter motor and electricity-generating alternator. Saving fuel in urban environments, Idling Stop automatically cuts the engine after three seconds (when stationary with brakes applied) and restarts it instantly when the throttle grip is twisted. And full EURO5 compliance is cleaner, too.



Specifications

Engine


Engine Type	Liquid-cooled 4-stroke 8-valve, SOHC parallel 2-cylinder	eSP+ liquid-cooled 4-stroke SOHC single
Engine Displacement	745 cc	330 cc
Max. Power Output	43.1 kW @ 6,750 rpm (35 kW @ 6,000 rpm)	21.5 kW @ 7,500 rpm
Max. Torque	69 Nm @ 4,750 rpm (65 Nm @ 4,000 rpm)	31.5 Nm @ 5,250 rpm
Fuel Consumption/Emissions	3.6 l/100 km 85 g/km	3.4 l/100 km / 79 g/km

Chassis, Dimensions and Weight

Length x Width x Height (mm)	2,200 x 790 x 1,485	2,147 x 754 x 1,507
Seat Height (mm)	790	780
Wheelbase (mm)	1,580	1,510
Kerb Weight (kg)	235	184

Wheels, Suspension and Brakes

Brakes (Front/Rear)	310 mm double hydraulic disc with radial 4 piston caliper / 240 mm single hydraulic disc with 2 piston caliper (2 Channel ABS System Type)	256 mm disc / 240 mm disc (2 Channel ABS System Type)
Tyres (Front/Rear)	120/70 R17 / 160/60 R15	120/70 R15 / 140/70 R14
Suspension Front	41 mm Upside Down Fork	33 mm Telescopic
Suspension Rear	Monoshock damper, Pro-Link swingarm	Twin Shock



Graphite Black



Mat Beta Silver Metallic



New 2022 Colour  
Mat Cynos Gray Metallic



New 2022 Colour  
Pearl Falcon Grey



Mat Jeans Blue Metallic



Candy Chromosphere Red



New 2022 Colour  
Pearl Cool White



New 2022 Colour  
Mat Pearl Pacific Blue




New 2022 Colour  
Mat Carnelian Red Metallic

FORZA 125

eSP+ liquid-cooled 4-stroke SOHC
124.9 cc
10.7 kW @ 8,750 rpm
12.3 Nm @ 6,500 rpm
2.4 l/100 km / 54 g/kg

2,145 x 750 x 1,500
780
1,505
162

256 mm disc / 240 mm disc (2 Channel ABS System Type)
120/70 R15 / 140/70 R14
33 mm Telescopic
Twin Shock



New 2022 Colour  
Mat Cynos Gray Metallic



New 2022 Colour  
Pearl Falcon Grey



New 2022 Colour  
Pearl Nightstar Black



New 2022 Colour  
Mat Pearl Pacific Blue




New 2022 Colour  
Mat Carnelian Red Metallic

X-ADV

Liquid-cooled 4-stroke 8-valve, SOHC parallel 2-cylinder
745 cc
43.1 kW @ 6,750 rpm (35 kW / 6,000 rpm)
69 Nm @ 4,750 rpm (65 Nm @ 4,000 rpm)
3.6 l/100 km / 85 g/kg

2,215 x 940 x 1,370
820
1,590
236

296 mm double hydraulic disc with radial 4 piston caliper / 240 mm single hydraulic disc with 1 piston caliper (2 Channel ABS System Type)
120/70 R17 / 160/60 R15
41 mm Upside Down
Monoshock damper, Pro-Link swingarm



New 2022 Colour  
Mat Ballistic Black Metallic



New 2022 Colour  
Harvest Beige



New 2022 Colour  
Mat Iridium Gray Metallic



Pearl Deep Mud Grey




Grand Prix Red

ADV 350

Liquid-cooled 4-stroke SOHC single
330 cc
21.5 kW @ 7,500 rpm
31.5 Nm @ 5,250 rpm
3.4 l/100 km / 79 g/kg

2,200 x 895 x 1,295
795
1,520
186

256 mm single disc / 240 mm single disc (2 Channel ABS System)
120/70 R15MC / 140/70 R14MC
Upside down fork
Twin shock



Mat Cynos Gray Metallic



Pearl Deep Mud Grey



Mat Carnelian Red Metallic



Specifications

Engine

	SH 350i	SH 125i	SH 150i
Engine Type	eSP+ liquid-cooled 4-stroke SOHC single	eSP+ liquid-cooled 4-stroke SOHC single	eSP+ liquid-cooled 4-stroke SOHC single
Engine Displacement	330 cc	124.5 cc	157 cc
Max. Power Output	21.6 kW @ 7,500 rpm	9.6 kW @ 8,250 rpm	12.4 kW @ 8,500 rpm
Max. Torque	31.5 Nm @ 5,250 rpm	12 Nm @ 6,500 rpm	14.9 Nm @ 6,500 rpm
Fuel Consumption/Emissions	3.3 l/100 km / 77.8 g/km	2.1 l/100 km / 52 g/kg	2.2 l/100 km / 54 g/km

Chassis, Dimensions and Weight

Length x Width x Height (mm)	2,160 x 742 x 1,160	2,085 x 740 x 1,129	2,085 x 740 x 1,129
Seat Height (mm)	805	799	799
Wheelbase (mm)	1,450	1,350	1,350
Kerb Weight (kg)	172	133.9	134.1

Wheels, Suspension and Brakes

Brakes (Front/Rear)	256mm hydraulic disc with two piston caliper / 256mm	ABS System Type 2 Channel	ABS System Type 2 Channel
Tyres (Front/Rear)	110/70 R16 / 130/70 R16	100/80 R16   120/80 R16	100/80 R16   120/80 R16
Suspension Front	35 mm Telescopic	Telescopic	Telescopic
Suspension Rear	Dual-damper unit swingarm	Dual-damper unit swingarm	Dual-damper unit swingarm



Black



Pearl Cool White



Pearl Nightstar Black



Timeless Gray Metallic



Mat Ruthenium Silver Metallic



Mat Carnelian Red Metallic



Splendour Red



New 2022 Colour  
Mat Pearl Cool White



New 2022 Colour  
Pearl Falcon Gray



New 2022 Colour  
Mat Blacky Gray Metallic



New 2022 Colour  
Mat Rock Gray

\*Both 125 and 150cc have the same colour options

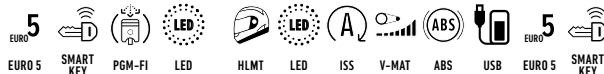
SUPERCUB

PCX 125

Air-cooled SOHC 4-stroke 2-valve	eSP+ Single -cylinder, water-cooled SOHC
124 cc	125 cc
7.2 kW @ 7,500 rpm	9.2 kW @ 8,750 rpm
10.4 Nm @ 6,250 rpm	11.8 Nm @ 6,500 rpm
1.5l/100 km / 34 g/km	2.1 l/100 km / 49 g/km

1915 x 720 x 1,000	1,935 x 740 x 1,105
780	764
1,245	1,315
110	130

Single 220 mm disk / Single 110 mm drum. Single Channel ABS	220 mm hydraulic disc with combined 2 piston caliper /
70/90 R17 M/C 38P   80/90 R17 M/C 50P	110/70 R 14 / 130/70 R13
Telescopic	31 mm telescopic fork
Twin Shock	Twin suspension aluminium swingarm



Mat Axis Grey Metallic



Mat Dim Gray Metallic



Candy Luster Red



Mat Techno Silver Metallic



Candy Noble Red



Mat Galaxy Black Metallic



Candy Noble Red



Mat Galaxy Black Metallic



Pearl Jasmine White



Pearl Jasmine White



Poseidon Black Metallic



Pearl Jasmine White



Poseidon Black Metallic



# Honda Technology

Honda has developed and applied many innovative technologies for its motorcycle range, designed to have the greatest possible benefit for you and the world around you.



## ANTI-LOCK BRAKING SYSTEM

Reduces braking pressure by monitoring the wheel speed, preventing the wheels from locking up.



## COMBINED BRAKE SYSTEM

Actuates both front and rear brakes when the rear brake pedal (or lever) is engaged, for a smooth and confident balance of braking control.



## DUAL CLUTCH TRANSMISSION

Combines the riding enjoyment of a manual transmission with the convenience of an automatic, delivering enhanced comfort and sporty performance.



## EURO 5

Complies with EURO 5 emissions regulations.



## HONDA EVOLUTIONAL CATALYSING SYSTEM

Oxygen-sensing system maintains an optimal air/fuel mixture for the most effective catalytic reduction of exhaust emissions.



## HONDA IGNITION SECURITY SYSTEM

Only allows the bike to be started by its original encoded keys to effectively protect against theft.



## HELMET STORAGE

Large storage space for 2 full-face helmets.



## HELMET STORAGE

Large storage space for a full-face helmet.



## ELECTRIC WINDSCREEN

Offers wind and weather protection raised and a sense of freedom when lowered.



## IDLE STOP SYSTEM

Automatically stops the engine running after three seconds at idle and restarts it instantly with a twist of the throttle, helping to reduce emissions and fuel consumption.



## TFT DISPLAY

Full colour TFT screen to control riding modes, along with other bike parameters. Displays key information such as Gear Position indicator and rev counter.



## USB CHARGING

We've subtly integrated a USB socket into the under-seat storage compartment. No need for an adaptor; simply connect your device's lead, plug it in, and go.



## LED LIGHTS

Brighter and more energy efficient than traditional bulbs, with no time delay and a longer life.



## PROGRAMMED FUEL INJECTION

Map-type computerised system maintains strong power and responsive performance in all conditions.



## SMART KEY

This innovative technology improves both convenience and security. As long as your key is in your pocket or bag, you can release the seat and start the engine with the press of a button.



## V-MATIC TRANSMISSION

Belt-converter transmission with advanced three-stage operation provides seamless shifting throughout a wide range of speeds delivered with twist-and-go ease.



## PRO-LINK® REAR SUSPENSION

Monoshock rear suspension utilises a triangular linkage system to progressively increase damping force through range of rear swingarm movement.



## HONDA SELECTABLE TORQUE CONTROL

If the Honda Selectable Torque Control (HSTC) system senses an imminent loss of rear wheel traction it reduces torque to allow the tyre to grip.



## HONDA MOTORCYCLES EUROPE

Play around with various configuration options of your 3D bike in 360 view and transform it into your own environment with the Augmented Reality mode. Make sure to take a photo and share with your friends on social media. Take the first picture with your bike before you even order it. You can even locate your nearest Honda dealer and book a test ride to try out your dream bike.

Find out more by visiting our website or downloading the Honda Motorcycles Experience app.





An aerial photograph of a modern cable-stayed bridge. The bridge has multiple white cables fanning out from a central point. A motorcycle rider is visible on the road surface. The surrounding landscape is green and hilly.

The Power of Dreams

# Enthusiast. Rider. Dreamer.

**At Honda, we don't believe in taking the easy way out. Never settle. Never rest. That's what we believe in.**

It's a philosophy that means we never feel like we are done. It's why we never stop questioning the limits of every Motorcycle. Why we never stop striving for success, pushing innovation, engineering and development to the very limit. And then doing it again. And again.

It's why we're constantly pioneering engineering firsts – like the inline 4 stroke engine, dual clutch transmission, or the motorcycle airbag. It's why we go beyond the existing, unafraid to challenge the status quo of the motorcycle market.

That's the restless spirit that drives us forwards and is passed on to every Honda rider, pushing them on to their next adventure. On to the joy of true freedom. On to the next big dream.

Because, after all, it's our dreams that move us.







The specific details of this brochure do not apply to any particular product supplied or offered for sale. Manufacturers reserve the right to vary specifications, including colours, with or without notice at such times in such manner as deemed appropriate. Major as well as minor changes may be involved. Every effort, however, is made to ensure the accuracy of the particulars contained in this brochure. Consult your Dealer for details regarding the specifications of any featured product. This publication shall not constitute - under any circumstances whatsoever - an offer by the Company to any individual. All sales are made by the Distributor or Dealer subject to and with the benefit of the standard Conditions of Sale and Warranty provided by the Distributor or Dealer, copies of which may be obtained upon request. While efforts are made to ensure specification accuracy, brochures are prepared and printed several months in advance of distribution and consequently cannot always immediately reflect either changes in specification or in some isolated cases the provision of a particular feature. Customers are always advised to discuss specific details with the supplying Dealer, especially if a selection is dependent upon one of the features advertised. Please contact your local dealer for information and specifications. Please note that the fuel consumption figures provided are results obtained by Honda under standardised testing conditions prescribed by WMTC. Tests are conducted on a rolling road using a standard version of the vehicle with only one rider and no additional optional equipment. Actual fuel consumption may vary depending on how you ride, how you maintain your vehicle, weather, road conditions, tyre pressure, installation of accessories, cargo, rider and passenger weight, and other factors. You accept that if you do go ahead and make a purchase or enter into any kind of transaction, whether for payment or not, you did so entirely in reliance on your own skill and judgement and not on that of anyone else.

**RIDE WITH STYLE** Read the owner's manual thoroughly. Get to know your machine and its capabilities. Concentration assists anticipation. Observe other road users' movements. Brake in plenty of time. Always wear a helmet and quality kit, ride fit and NEVER after drinking alcohol. Good roadcraft and courtesy identify the skilled and stylish rider. Honda endorse the law that all helmet visors must comply with BS 4110. Visors that transmit less than 50% of visible light cannot legally be used on the road.

**Honda Motor Europe - Motorcycles**  
**Cain Road, Bracknell, Berkshire, RG12 1HL England**  
**[insert local URL here](#)**



Please don't bin me.  
Pass me on to a  
friend or recycle me.

Honda Motor Europe sources  
paper responsibly from  
manufacturers within the EU.



**BLUE SKIES FOR  
OUR CHILDREN**